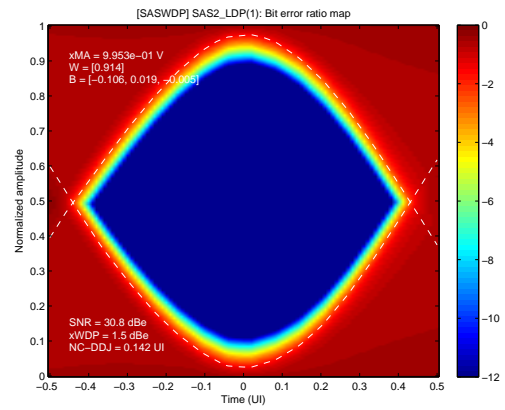
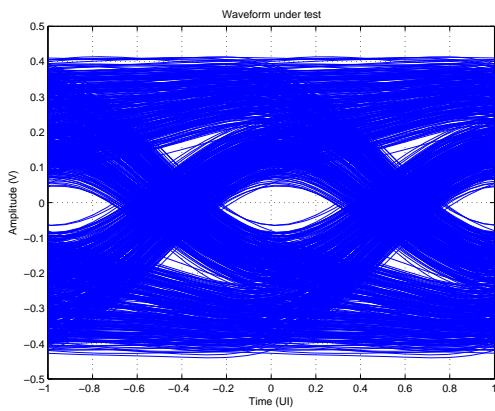


(a)

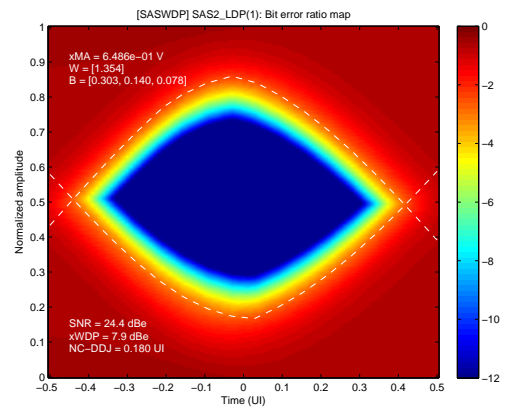


(b)

Figure 1 0m-prbs10-12_5ps-ag (a) eye diagram and (b) SASWDP output

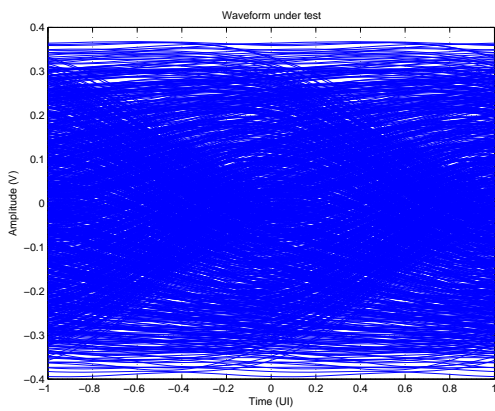


(a)

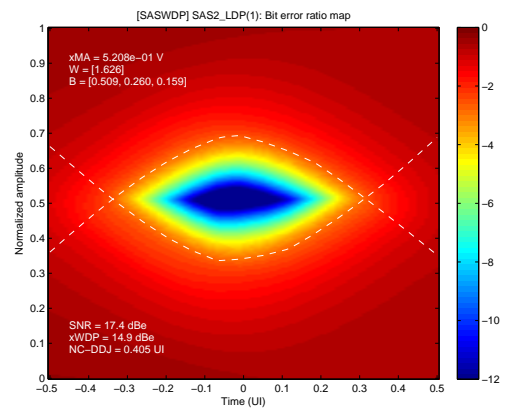


(b)

Figure 2 6m-prbs10-12_5ps-ag (a) eye diagram and (b) SASWDP output

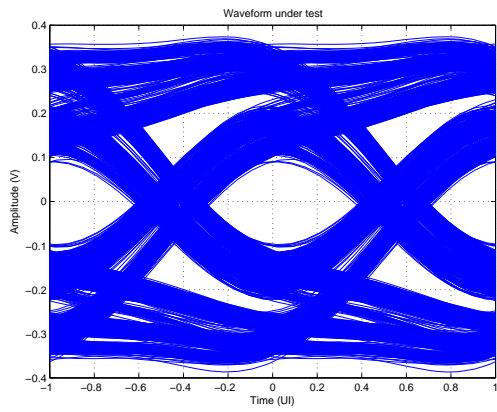


(a)

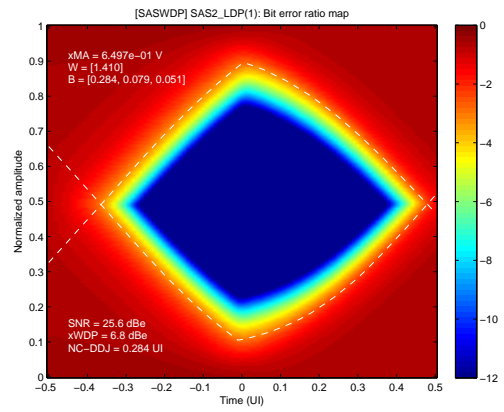


(b)

Figure 3 10m-prbs10-12_5ps-ag (a) eye diagram and (b) SASWDP output



(a)



(b)

Figure 4 6m-cjt-12_5ps-ag (a) eye diagram and (b) SASWDP output

Table 1 Summary of results

Test case	LDP (dB)	NC-DDJ (UI)
0m-prbs10-12_5ps-ag	1.5	0.142
6m-prbs10-12_5ps-ag	7.9	0.180
10m-prbs10-12_5ps-ag	14.9	0.405
6m-cjt-12_5ps-ag	6.8	0.284